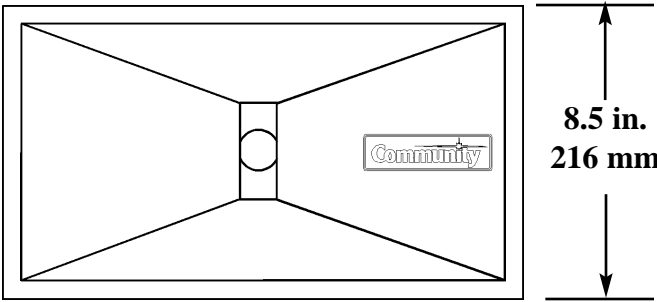


SPECIFICATIONS (See notes 1 - 3)

Horn Type: Pattern Control, High frequency horn
Operating Range: 1 kHz - 20 kHz
Usable LF Limit: 750 Hz
Flare Rate: 700 Hz
Throat Diameter: 1 in. / 25.4 mm
Axial Sensitivity 1W/1m (with VHF100 driver):
 111 dB SPL (1.6 kHz - 16 kHz 1/3 octave bands)
Maximum Output (with VHF100 driver):
 124 dB SPL / 131 dB SPL peak
Nominal -6 dB Beamwidth:
 Horizontal: 80° (+14° / -19°, 2 kHz - 20 kHz)
 Vertical: 40° (+11° / -9°, 3 kHz - 20 kHz)
Axial Q: 18.2 (2 kHz - 20 kHz)
Axial DI: 12.6 (2 kHz - 20 kHz)
Recommended Signal Processing (for VHF100 driver):
 1.8 kHz crossover point in a system
Construction:
 Hand-laminated, reinforced composite, black fiberglass
 Double wall construction using embedded balsa wood
Required Accessories:
 Electronic crossover, Equalization
Optional Accessories:
 DSC42: Digital crossover / processor
 2BKT: Rear yoke-type mounting bracket
 CPLATE: Adapts 3 bolt driver to 2 bolt PC694 horn
Bolt Pattern:
 (2) 5/16 in. / 8 mm holes on 3 in. / 76 mm bolt circle
Dimensions:
 Height: 8.5 in. / 216 mm
 Width: 14.5 in. / 368 mm
 Depth: 8.5 in. / 216 mm
Weight: 4 lb. / 1.8 kg
Shipping Weight: 7 lb. / 3.2 kg

1. Sensitivity: Free field pink noise measurement at 15 ft / 4.6 m at 75% power; extrapolated to 1 meter and an input of 2.83 volts RMS. 0 dB SPL = 20 uPa.
2. Watts: All wattage figures are calculated using the rated nominal impedance.
3. EQ: Specifications are without equalization, normally required for optimum performance.



APPLICATIONS:

- High Fidelity Component Systems
- Sports Facilities
- Performing Arts
- Concert Systems
- Houses of Worship

FEATURES:

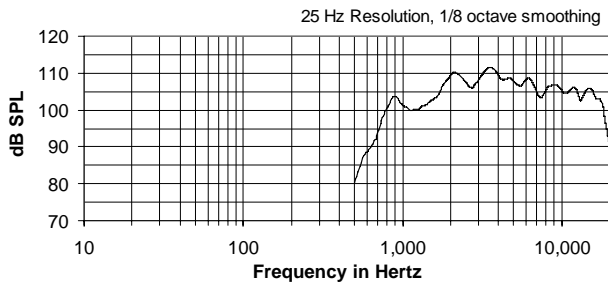
- Precise Horizontal and Vertical Control Maintains Consistent On and Off Axis Frequency Response
- High Q Design Provides Increased Intelligibility Over Distance
- Strong, Light Weight, Non-Resonant, Weather Resistant Fiberglass Construction

DESCRIPTION

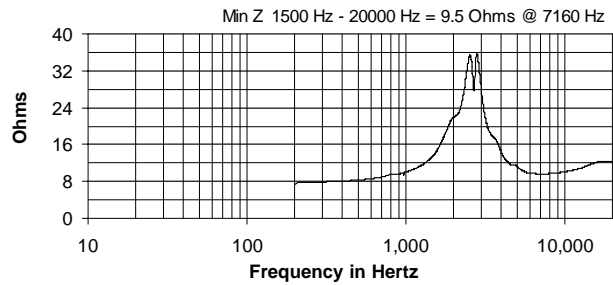
The PC694 horn is designed by Community to function as a high frequency horn in a multi-way component system. Mated with a Community VHF100 1" compression driver it will provide focused, extremely high output sound projection, with predictable performance and exceptional long term durability for professional sound reinforcement systems. Performance data for Community horns is well documented, providing the designer and consultant with highly predictable and consistent coverage patterns for system design.

Each horn is a handcrafted, one-piece, precision waveguide, precision molded in hand-laminated, fiber-reinforced fiberglass. Balsa wood is embedded in the sidewalls for non-diaphragmatic, resonant-free operation. With substantial fiberglass layering and integral throat and driver flange construction, Community horns are built to withstand the torque loads of the heaviest compression drivers. Their inherent strength and rigidity enhances sonic efficiency by preventing sound energy losses through the horn walls or from vibration. Community fiberglass horns are inherently weather-proof under all conditions of use. There is a five year warranty.

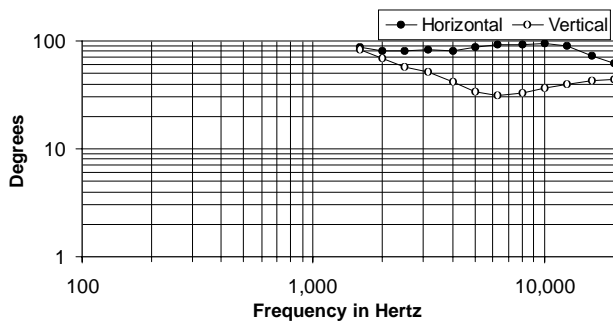
FREQUENCY RESPONSE



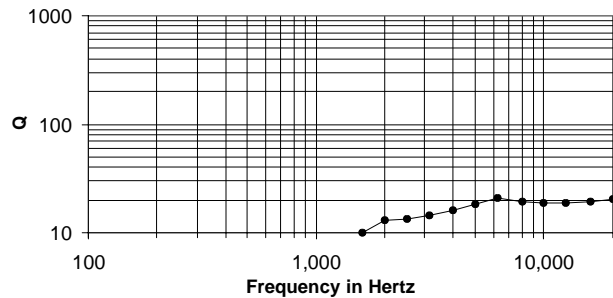
IMPEDANCE



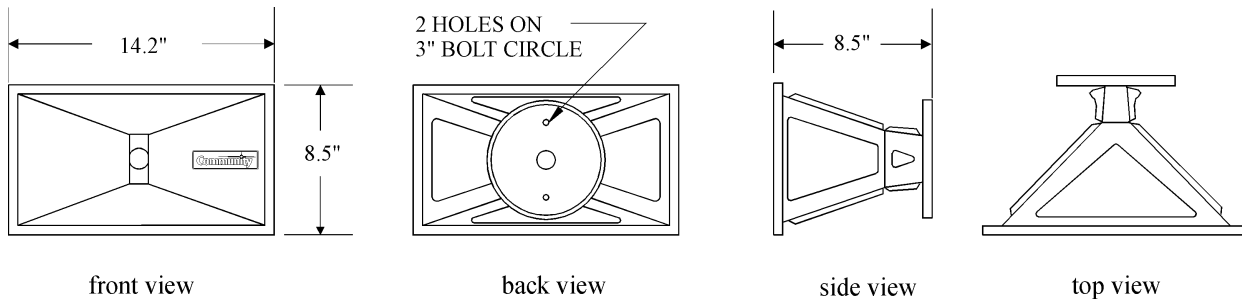
BEAMWIDTH



AXIAL Q



DIMENSIONS



ARCHITECTS' AND ENGINEERS' SPECIFICATIONS

The horn shall be a 1 inch throat entrance, Pattern Control, high frequency device. It shall be made as one piece using hand-laminated fiberglass, with double wall constructions formed by resin-encapsulated, sandwich core wood. It shall include an integral rear flange for mounting a 1 inch exit compression driver and a flat, front flange to facilitate mounting. The usable operating range shall be from 1 kHz to 20 kHz with nominal -6 dB beamwidths of 80° horizontal, deviating no more than +14° / -19° between 2 kHz and 20 kHz, and 40° vertical, deviating no more than +11° / -9° between 3 kHz and 20 kHz. The horn shall be 8.5 in. (216 mm) H x 14.5 in. (368 mm) W, x 8.5 in. (216 mm) D, and weigh 4 lb. (1.8 kg).