

SPECIFICATIONS (See notes 1 - 3)

Driver Type: 2 in. / 51 mm exit, mid-range
Operating Range: 400 Hz - 6 kHz (with equalization)
 400 Hz - 4 kHz (+/-3.2dB)

Max Input Ratings:

75W continuous, 200W Program
 24 volts RMS, 57 volts momentary peak
 Recommended Power Amplifier:
 170W to 240W @ 8 Ohms

Sensitivity 1W/1m:

111 dB SPL (400 Hz - 4 kHz 1/3 octave bands)

Maximum Output:

130 dB SPL / 137 dB SPL (peak)

Nominal Impedance: 8 Ohms

Min Impedance: 10.2 Ohms @ 2 kHz

Compression Ratio: 1.84:1

Lowest / Highest Crossover Frequencies:

400 Hz / 6 kHz

Optimum Crossover Frequencies:

500 Hz / 4 kHz

Recommended LF Protection Capacitor: *

200 ufd non-polar (for 400 Hz crossover)

Diaphragm:

Diameter: 3.7 in. / 94 mm

Material: Mylar

Voice Coil:

Diameter: 2.2 in. / 56 mm

Material: Copper-clad aluminum edgewound wire on Kapton former

Input Connection:

(2) 3/16 in. wide solder tabs

Bolt Pattern:

(4) 1/4-20 threaded studs on 4 in / 102 mm bolt circle

Required Accessories:

Electronic crossover

Supplied Accessories:(4) Stainless steel 1/4-20 washer / lockwasher / nut sets

Recommended Community Horns:

PC294 - 90 x 40 large format midrange or voice only horn
 PC264 - 60 x 40 large format midrange or voice only horn
 PC242 - 40 x 20 large format midrange or voice only horn
 SH494 - 90 x 40 medium format voice-only mid/high horn

Dimensions (without mounting studs):

Depth: 2 in. / 51 mm
 (3 in. / 76 mm with mounting studs)

Diameter: 6 in. / 152 mm

Weight: 8 lb. / 3.6 kg

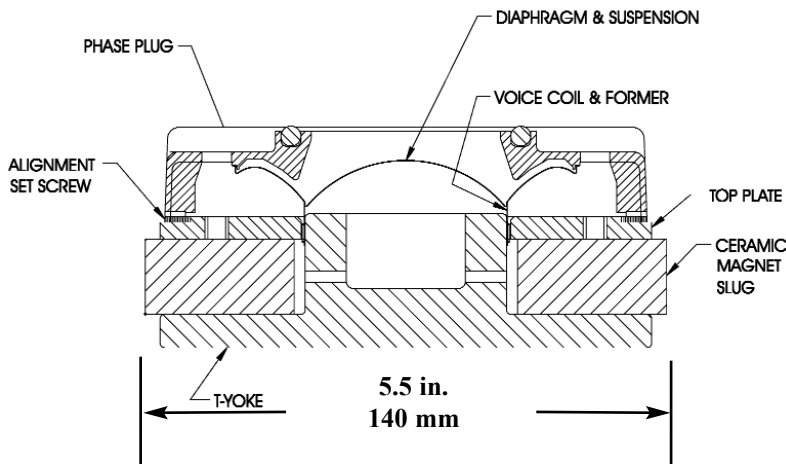
Shipping Weight: 10 lb. / 4.5 kg

1. Sensitivity: Free field pink noise measurement at 40 ft / 12.2 m at 75% power; extrapolated to 1 meter and an input of 2.83 volts RMS.

2. Watts: All wattage figures are calculated using the rated nominal impedance.

3. Data: All performance data measured on a SH494 90 x 40 horn.

* Capacitor is only for protection against DC voltage or catastrophic amplifier failure and not to be used as a crossover.



APPLICATIONS:

- Voice Announcement Systems
- Large Public Gatherings
- Houses of Worship
- Multi-way Component High Fidelity Systems
- Industrial Paging
- Humid or Toxic Environments

FEATURES:

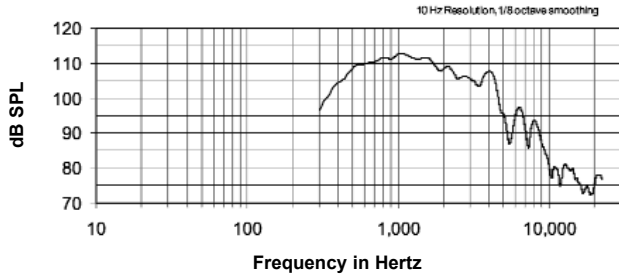
- 2 in. (51 mm) Throat Exit
- Low Distortion, High Efficiency
- High Power Output
- Non-metallic Diaphragm
- Immunity to Adverse Environments

DESCRIPTION

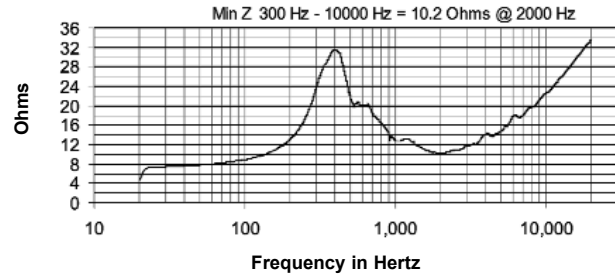
The M200A midrange compression driver is a high output, high sensitivity loudspeaker excelling in applications ranging from voice only announcement through three or four-way full-range high fidelity concert music systems. The M200A is configured so that the diaphragm faces forward, isolating the voice coil and the gap from the environment. The one-piece, non-metallic diaphragm / suspension offers virtual immunity from the effects of humidity, dust, and toxic atmospheres.

Community drivers incorporate large area, low compression phase plug loading and large magnet structures for extremely low distortion at high outputs while maintaining high efficiency and low power compression. There is a two year warranty.

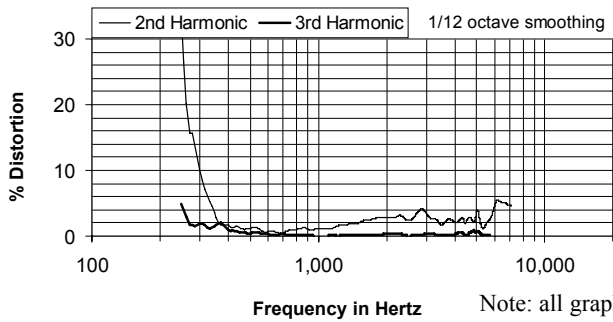
FREQUENCY RESPONSE



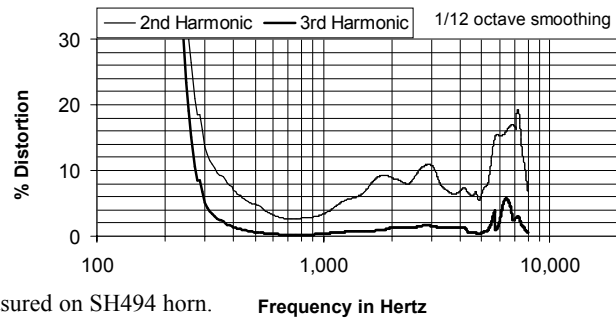
IMPEDANCE



HARMONIC DISTORTION (10% POWER)

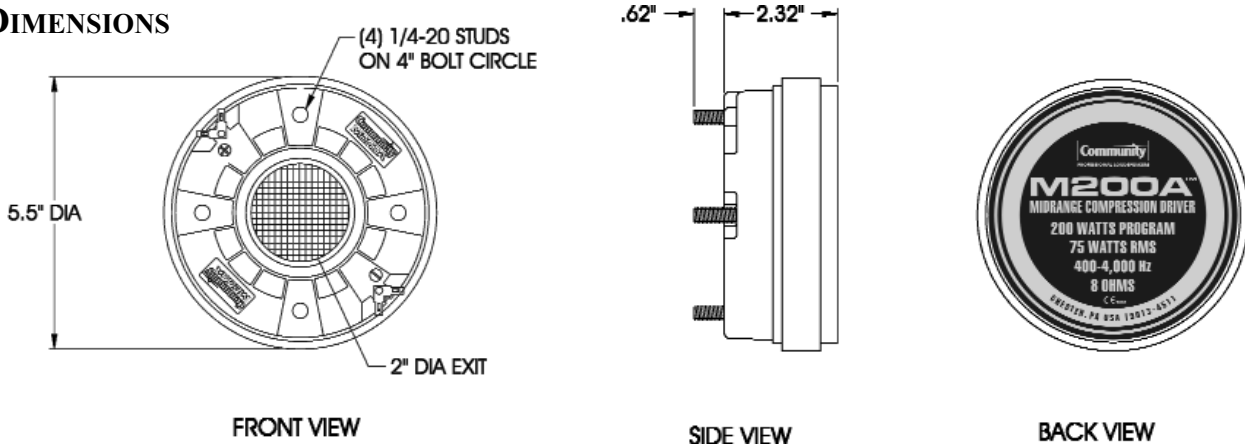


HARMONIC DISTORTION (100% POWER)



Note: all graphs measured on SH494 horn.

DIMENSIONS



ARCHITECTS' AND ENGINEERS' SPECIFICATIONS

The driver shall be a 2 inch (51 mm) exit compression type, specifically designed for midrange frequency response. On an SH494 horn the driver shall have an amplitude response of 500 Hz to 4 kHz dB (+/- 3.2 dB), input capability of 24V RMS, 110 dB sensitivity at 1 meter / 2.83V, and a nominal impedance of 8 Ohms. The driver shall incorporate a large magnet structure, a one-piece, non-metallic diaphragm / suspension, and a copper-clad aluminum edgewound voice coil on a Kapton former immersed in Ferrofluid. The compression ratio shall be 1.84 to 1. The diaphragm assembly shall be field replaceable. The driver shall be 6 in. (152 mm) diameter, 2 in. (51 mm) depth plus 1 in. (25 mm) mounting stud projection, and weigh 8 lb (3.6 kg).