

SPECIFICATIONS (See notes 1 and 2)

Loudspeaker Type: 2-way, Full-range, bass ported
Operating Range: 70 Hz - 18 kHz, 70 Hz - 18 kHz (+/-5dB)
Max Input (Passive): 200W continuous, 500W program
 40 volts RMS, 89 volts momentary peak

Recommended Power Amp: 420W to 600W @ 8 Ohms

Max Inputs (Biamp):

LF: (Same as for Passive mode)

Recommended LF Power Amp: (Same as for Passive mode)

HF: 50W continuous, 125W program

20 volts RMS, 45 volts momentary peak

Recommended HF Power Amp: 100W to 150W @ 8 Ohms

Sensitivity 1W/1m:

97dB SPL (70 Hz - 16 kHz 1/3 octave bands)

96dB SPL (250 Hz - 4 kHz speech range)

Maximum Output: 120 dB SPL / 127 dB SPL (peak)

Nominal Impedance (passive): 8 Ohms

Min Impedance: 5.6 Ohms @ 180 Hz

Nominal Impedances (Biamp): LF: 8 Ohms, HF: 8 Ohms

Nominal -6 dB Beamwidth:

80° H (+3° / -11°, 2 kHz - 10 kHz)

35° V (+8° / -2°, 2 kHz - 10 kHz)

Axial Q / DI: 22.2 / 13.5, 2 kHz - 10 kHz

Crossover Frequency: 2 kHz

Recommended Signal Processing: 60 Hz high pass filter

Drivers: LF (1) 12", Ferrofluid-cooled

HF (1) 1" exit, titanium diaphragm

Driver Protection: PowerSense™ DDP

Input Connection: (5) terminal barrier strip

Controls: Passive / Biamp switch, 3 position HF level switch

Enclosure: 13-ply 18 mm Baltic birch, Tuf-Coat™ finish (see options)

Enclosure Hardware: None

Mounting / Rigging Provisions:

(6) 3/8-16 rigging points, W.L.L. 150 lb. vertical pull each

(4) 5/16-18 wall/ceiling bracket attachment points

Grille: 16 gauge perforated steel, black powder coated (see options)

Required Accessories: None

Supplied Accessories: None

Optional Accessories: 3/8EYBLKIT: (4) 3/8-16 forged eyebolts

Dimensions:

Height: 23.9 in. / 608 mm

Width (front): 14.7 in. / 373 mm

Width (rear): 9.2 in. / 234 mm

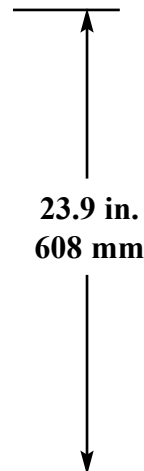
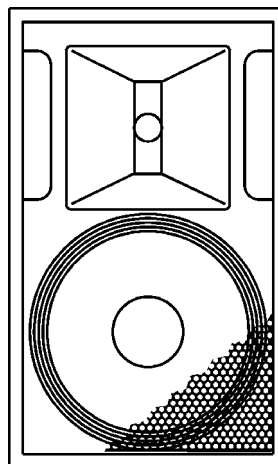
Depth: 14.75 in. / 375 mm

Weight: 53.5 lb. / 24.3 kg

Shipping Weight: 57 lb. / 25.9 kg

1. Sensitivity: Free field pink noise measurement at 20 feet (6.1m) at 25% power; extrapolated to 1 meter and an input of 2.83 volts RMS.

2. Watts: All wattage figures are calculated using the rated nominal impedance.



APPLICATIONS:

- Theatres / Auditoria
- Houses of Worship
- Sport Facilities
- Health Clubs
- Clubs
- A/V Systems

FEATURES:

- Black, White Tuf-Coat™ finish, or Unfinished Exterior
- 1" Titanium HF with 3 Position Level Switch
- 90° H x 40° V Rotatable Horn Pattern
- Passive and Biamp Operating Modes
- PowerSense™ DDP (Dynamic Driver Protection)
- Small Profile Trapezoidal Enclosure For Tight Spaces
- Load-rated 3/8" Rigging Points
- No Handles for Clean Appearance
- Barrier Strip Input on Steel Input Panel

DESCRIPTION

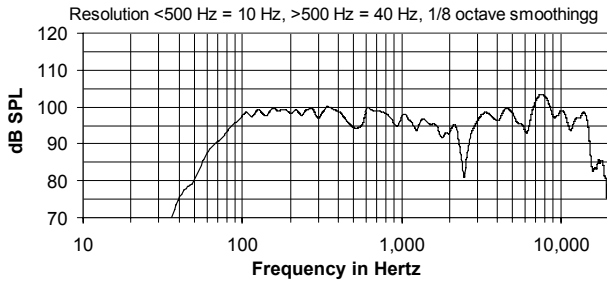
The CPL42 is a small and versatile, two-way full-range bass reflex loudspeaker system engineered for installation in theaters, houses of worship and corporate applications. CPL systems may be ordered to match your specific applications. There is a choice of two HF horns for the CPL42. The 90 x 40 (CPL42-94) and the 60 x 40 (CPL42-64) horns are both rotatable for narrower horizontal coverage or for vertical mounting. CPL systems may be ordered with a variety of Tuf-Coat™ finishes - black with a black perforated steel grille, white with removable white grille cloth covering the grille, and unfinished wood with removable brown grille cloth covering the metal grille. Five year limited warranty.

OPTIONS:

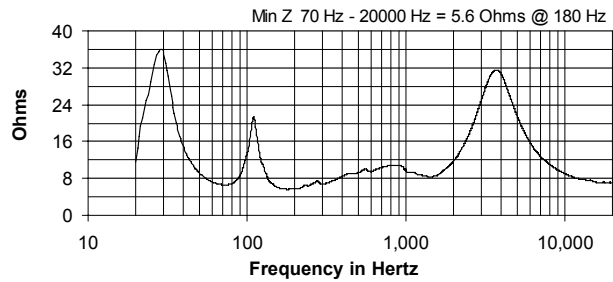
CPL42-94B = black Tuf-Coat™ finish,
 CPL42-94W = white Tuf-Coat™ finish,
 CPL42-94U = unfinished ready to paint or stain
 Grille: white has white cloth covering,
 unfinished has brown cloth covering

AF CB **CP** CS CV HD HS R SL WE XE XL

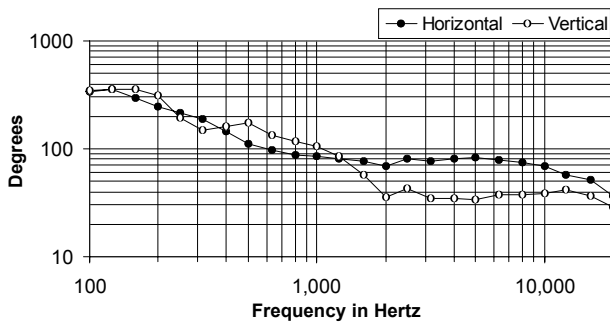
FREQUENCY RESPONSE



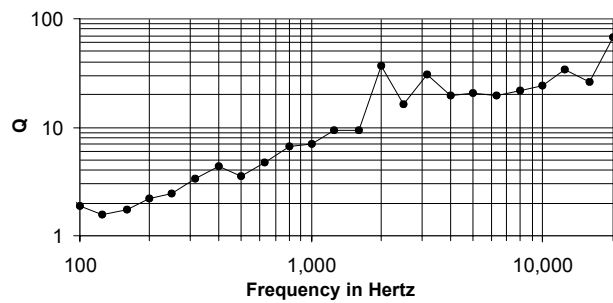
IMPEDANCE



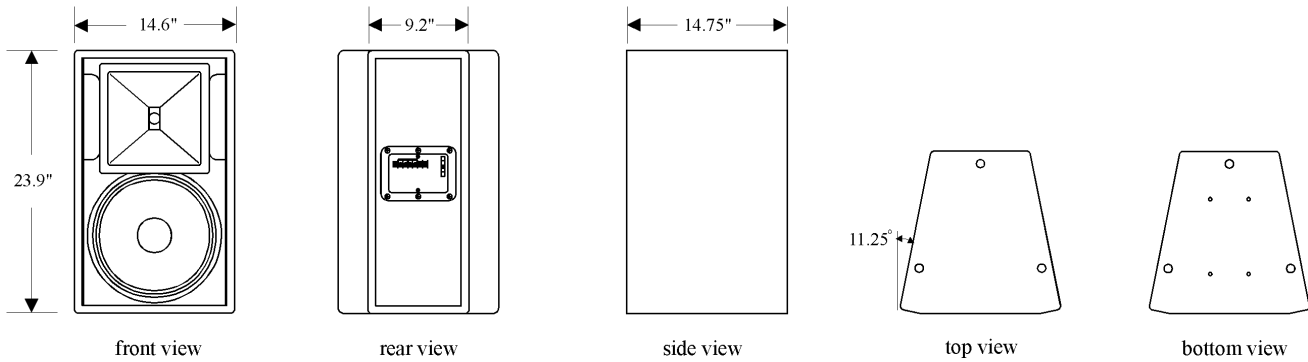
BEAMWIDTH



AXIAL Q



DIMENSIONS



ARCHITECTS' AND ENGINEERS' SPECIFICATIONS

The loudspeaker system shall be a two-way, full-range bass reflex trapezoidal design with one 12 in. Ferrofluid-cooled woofer and one 1 in. exit HF driver with a titanium diaphragm mounted to a 90° HF fiberglass horn. Drivers shall be connected to an integral crossover with a crossover frequency of 2 kHz and integral over-current protection circuitry using high positive current coefficient resistors. There shall be one five-terminal barrier strip input connector with built-in jumpers for bi-amplified connection. The loudspeaker enclosure shall be 13-ply Baltic birch plywood with a 16 gauge perforated steel grille {with a white {brown} cloth cover} and {unfinished.} finished with black Tuf-Coat™ {white} finish. The system shall have an amplitude response of 70 Hz to 18 kHz (+/- 5 dB), input capability of 40V RMS, 97 dB sensitivity at one meter and 2.83V / 8 ohms nominal impedance. The nominal dispersion shall be 80° H x 35° V from 2 kHz to 10 kHz. The loudspeaker shall be 23.9 in. (608 mm) H x 14.7 in. (373 mm) W (front) x 9.2 in. (234 mm) W (rear) x 14.75 in. (375 mm) D and weigh 53.5 lbs (24.3 kg).